M12 A-coding (Sensor and Actuator)

M12 A-coding Straight Connector, Field Wirable Assembly, Screw joint, Shielded

Male

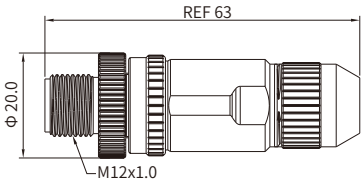

Female

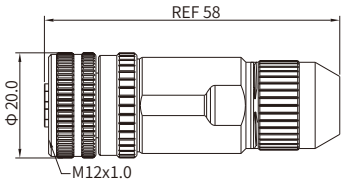

CE RoHS IP68

CE RoHS IP68

Specifications

Contacts	3	4	5	8
Certification	CYJV(CYJV7).E321413			
Pin layout(Male)				
Pin layout(Female)				
Standard	IEC 61076-2-101			
Ambient temperature	-25°C~+90°C			
Connector insert	TPU			
Connector contacts	Brass with gold plated			
Connector body	Zinc alloy with nickel plated			
Coupling nut/screw	Brass with nickel plated			
Seal/O-ring	FKM			
Insulation resistance	⩾100MΩ			
Contact resistance	⩽5mΩ			
Shielding	Available			
Suitable cable Dia	A: 4~6mm; B: 6~8mm			
IP rating	IP67, IP68 in locked condition			
Mating endurance	>500 cycles			
Rated current	4 A			2A
Rated voltage	250V AC/DC		60V AC/DC	30V AC/DC
Wire gauge	0.34mm²(AWG22)			0.25mm²(AWG24)

Part Number

Pins	Male		Female	
	A	B	A	B
3	MB12MWSAFF03ST-A	MB12MWSAFF03ST-B	MB12FWSAFF03ST-A	MB12FWSAFF03ST-B
4	MB12MWSAFF04ST-A	MB12MWSAFF04ST-B	MB12FWSAFF04ST-A	MB12FWSAFF04ST-B
5	MB12MWSAFF05ST-A	MB12MWSAFF05ST-B	MB12FWSAFF05ST-A	MB12FWSAFF05ST-B
8	MB12MWSAFF08ST-A	MB12MWSAFF08ST-B	MB12FWSAFF08ST-A	MB12FWSAFF08ST-B
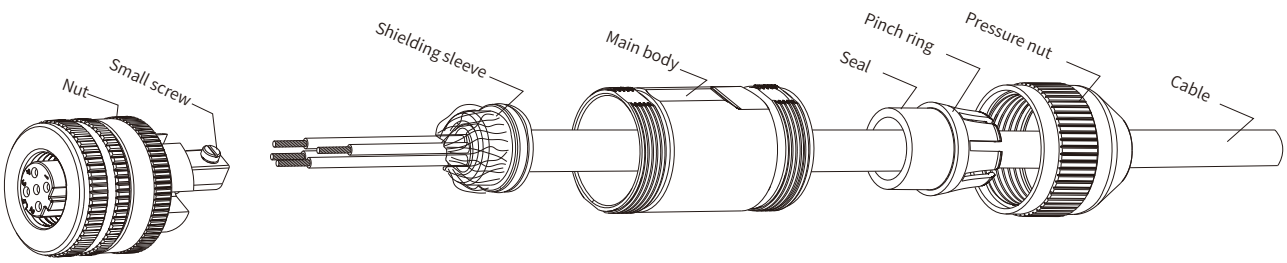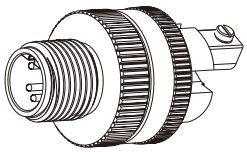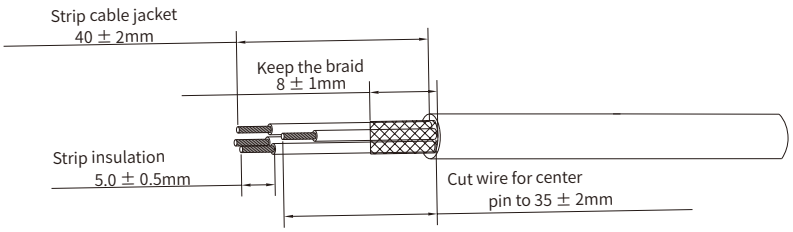
Assembly Instruction